

Additions and Corrections

1933, Volume 55

Arnold O. Jackson and C. S. Marvel: The Influence of a Quaternary Ammonium Group on the Hydrogen Atoms of an Adjacent Methylene Group.

Page 5001. The compound described as bromocyanoacetamide is in reality bromomalonamide. Repetition of its preparation gave a product which was identical in melting point and analysis with bromomalonamide prepared by the procedure of Baches, West, and Whitely.¹ Bromocyanoacetamide has been described by Wideqvist.²

The author thanks Professor J. Philip Mason for calling this error to his attention.

C. S. MARVEL.

(1) J. V. Baches, R. W. West, and M. A. Whitely, *J. Chem. Soc.*, **119**, 365 (1921).

(2) S. Wideqvist, *Acta Chem. Scand.*, **7**, 696 (1953).

1960, Volume 82

B. M. Zeffert, P. B. Coulter, and Harvey Tannenbaum: Properties, Interaction, and Esterification of Methylphosphonic Dihalides.

Page 3846. Column 2, next to the last paragraph, refers to the measured low-temperature heat capacities and heats of reaction of methylphosphonic dihalides. A recheck of experimental procedure indicated that an error had been made in obtaining the values for the heat of reaction from which the equilibrium concentrations were calculated.

Page 3847. The data in Table IV and the subsequent discussions of the metathesis of methylphosphonic dichloride and methylphosphonic difluoride in the last paragraph are incorrect because of this error.

The metathesis of an equimolar mixture of methylphosphonic dichloride and methylphosphonic difluoride was studied by nuclear magnetic resonance spectroscopy by observing the ³¹P and ¹H resonances. At 100° the amount of methylphosphonic chlorofluoride formed at equilibrium was found to be 25 mole %.—B. M. ZEFFERT.

1963, Volume 85

A. J. Speziale and K. W. Ratts: Reactions of Phosphorus Compounds. VII. Carbanion Stabilization and Resulting Effects on P-Ylid Reactivity.

Page 2791. The n.m.r. data in Table II should be corrected to read

X	R	Shift, p.p.m.	R	R'	X	Shift, p.p.m.
H	CO ₂ C ₂ H ₅	-17.1	C ₆ H ₅	CO ₂ C ₂ H ₅	H	-21.2
H	COC ₆ H ₅	-16.4	C ₆ H ₅	COC ₆ H ₅	H	-21.5

WAYNE RATTS.

1964, Volume 86

E. T. Kaiser and F. W. Carson: Studies on the Esterase Action of Carboxypeptidase A. Kinetics of the Hydrolysis of Acetyl-L-mandelate.

Page 2924. In column 1, in the integrated Michaelis-Menten equation, both logarithmic terms should be $(\ln [S]_0/[S])/t$ rather than $\ln \frac{[S]_0/[S]}{t}$.—F. W. CARSON.

Don C. DeJongh: Mass Spectrometry in Carbohydrate Chemistry. Diethyl Dithioacetal and Dithioacetal Peracetates.

Page 3152. In the first column, C-2-C-3 bond fission should read C-3-C-4 bond fission.—DON C. DEJONGH.

John W. Sease, Patricia Chang, and Joyce L. Groth: Mechanism of Electrochemical Reduction of Alkyl Bromides.

Page 3155. The half-wave potential listed in the first column of Table I for 1-bromobicyclooctane should be -1.97 v., not -1.79 v.—JOHN W. SEASE.

Peter Beak, Thomas H. Kinstle, and Glen A. Carls: The Electron Impact Fragmentation of 4-Pyrone.

Page 3835. In line 5 of the Acknowledgment, Grant RG-5663 should be Grant AI-04769. National Institutes of Health on line 6 of the Acknowledgment should be National Institutes of Allergy and Infectious Diseases, Public Health Service.—THOMAS H. KINSTLE.

Donald P. Wrathall, Reed M. Izatt, and James J. Christensen. Thermodynamics of Proton Dissociation in Aqueous Solution. III. L-Cysteine, S-Methyl-L-cysteine, and Mercaptoacetic Acid. Determination of Cysteine Microconstants from Calorimetric Data.

Page 4782. Due to an error in signs made during our calculation of *R*, we actually calculated the inverse (1/*R*). Thus, in Figure 2a, while the *R* values for other investigators are correct as given, our values represent 1/*R* plotted against $\mu^{0.5}$. This also affects Figure 2b in that pk'_{12} should be interchanged with pk'_{13} . In Figure 2c, pk'_{132} should be interchanged with pk'_{123} .

Page 4783. The paragraph beginning "Gorin and Clary..." is no longer valid and should be disregarded.—REED M. IZATT.

Philip M. Becker and F. W. Lampe: Structure in the Ionization Efficiency Curves of Ar₂⁺ by Pulsed Mass Spectrometry.

Page 5348. Equation 4 should read

$$[Ar_2^+] = [Ar] \sum_{j=1}^3 \frac{k_{2j}[Ar_j^*]_0}{\tau_j^{-1} + k_{2j}[Ar]} [1 - e^{-(\tau_j^{-1} + k_{2j}[Ar])t}] \quad (4)$$

F. W. LAMPE.

1965, Volume 87

R. Gerdil and E. A. C. Lucken: The Electron Spin Resonance Spectra of the Dibenzothiophene Radical Anion and Its Isologs and the Electronic Structure of Conjugated Sulfur-Containing Heterocycles.

Page 215. $\beta_{CS} = 1.566\beta$ in the left-hand column should read $\beta_{CS} = 0.566\beta$. This is particularly misleading, as we comment in this section on the odd choice of value for β_{CS} .—E. A. C. LUCKEN.

A. J. Kresge, N. N. Lichtin, K. N. Rao, and R. E. Weston, Jr.: The Primary Carbon Isotope Effect on the Ionization of Triphenylmethyl Chloride. Experimental Determination, Theoretical Justification, and Implications for Carbon Isotope Effects on Nucleophilic Substitution at Saturated Carbon.

Page 440. The X-ray data of ref. 24 have been further refined and the C-Ph bonds in triphenylcarbonium ion are 1.45 Å, long rather than 1.42 Å, as an earlier analysis indicated. The estimate of the C-C stretching force constant for a bond of this length leads one to conclude that it should be 29% larger than for a C-C bond of 1.54 Å, i.e., 5.60 mdynes/Å, instead of 6.30 mdynes/Å, as used in our paper.

Page 442. The following addition should be made to Table II.

Product model	f_{α^+}	f_{α^+}/d^2	f_{γ^+}/d^2	ν_1 (a ₁)	ν_2 (a ₂)	ν_3 (e)	ν_4 (e)
P6	5.60	0.22	0.60	890	583	1439	378
				890	566	1404	376
P7	5.60	0.22	0.90	890	714	1439	378
				890	693	1404	376
P8	5.60	0.60	0.60	890	583	1504	598
				890	566	1464	596
P9	5.60	0.60	0.90	890	714	1504	598
				890	693	1464	596

The following addition should be made to Table III.

Product model	f_P	Reactant model				
		R ₁	R ₂	R ₃	R ₄	R ₅
		f_R				
		1.1708	1.1741	1.1808	1.1841	1.2121
P6	1.1734	0.9978	1.0006	1.0091	1.0091	1.0330
P7	1.1831	<i>0.9896</i>	0.9924	0.9980	1.0008	1.0245
P8	1.1982	<i>0.9771</i>	<i>0.9799</i>	0.9855	0.9882	1.0116
P9	1.2082	0.9690	0.9718	<i>0.9773</i>	<i>0.9800</i>	1.0032

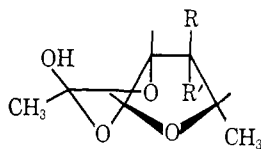
In addition, the entry for P4-R3 should be italicized.—R. E. WESTON, JR.

Patricia S. Traylor and F. H. Westheimer: Mechanisms in the Hydrolysis of Phosphorodiamidic Chlorides.

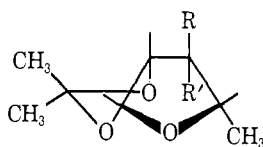
Page 559. The heading of the first column of Table V should read: in H₂O⁺.—F. H. WESTHEIMER.

John R. Dyer, W. E. McGonigal, and K. C. Rice: Streptomycin. II. Streptose.

Page 654.



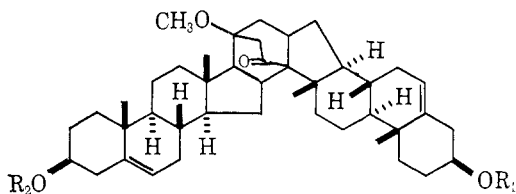
should be



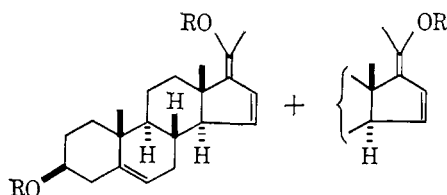
JOHN R. DYER.

S. A. Latt, H. T. Cheung, and E. R. Blout: Energy Transfer. A System with Relatively Fixed Donor-Acceptor Separation.

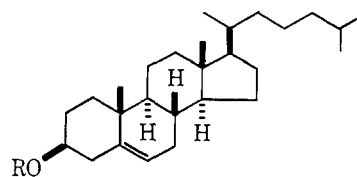
Page 997. Structures XIb, XIIb, XIII, XV, XVI, and XVII should be as shown below.



XIb, R₁ = *p*-methoxyphenylacetyl; R₂ = 1-naphthoyl
XIIb, R₁ = 1-naphthoyl; R₂ = anthracene-9-carbonyl

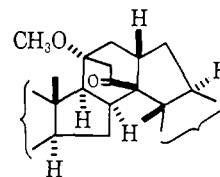


XIII, R = *p*-methoxyphenylacetyl



XV, R = *p*-methoxyphenylacetyl
XVI, R = 1-naphthoyl
XVII, R = anthracene-9-carbonyl

Page 1002. Structure XVIII should be as shown below.



XVIII

E. R. BLOUT.

Ernest Wenkert and Börje Wickberg. General Methods of Synthesis of Indole Alkaloids. IV. A Synthesis of *dl*-Eburnamonine.

Page 1583. In column 1, line 10, alkalids should read alkaloids. In footnote 24 anhydroxymethylene should read a hydroxymethylene. In Chart III the indole ring of the formula under XVII should possess a radical cation sign of plus, dot instead of the minus sign shown, while the same ring in the formula under XVIII should have a plus instead of minus sign.—ERNEST WENKERT.

Myron L. Bender and James K. Stoops: Titration of the Active Sites of Acetylcholinesterase.

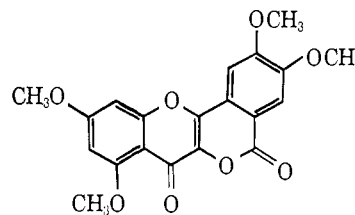
Page 1622. Equation 2 should read

$$N = \frac{F(A_1 - A_2) + A_3 - A_4 - A_2}{4.0 \times 10^3}$$

In the last paragraph, second sentence, *directly* proportional should be substituted for *inversely* proportional.—MYRON L. BENDER.

Anthony C. Waiss, Jr., and Joseph Corse: Photooxidative Cyclization of Quercetin Pentamethyl Ether.

Page 2068. Structure V should be



ANTHONY C. WAISS, JR.

Neville Finch, C. W. Gemenden, Iva Hsiu-Chu Hsu, Ann Kerr, G. A. Sim, and W. I. Taylor: Oxidative Transformations of Indole Alkaloids. III. Pseudoindoxyls from Yohimbinoindole Alkaloids and Their Conversion to "Invert" Alkaloids.

Page 2232 ff. In the recorded data for the optical rotatory dispersion curves [α] read [ϕ].

Page 2232. In column 2, line 9, [α]₂₈₆ - 2850 (inflection), [α]₂₇₂ - 2150 (inflection) should read [ϕ]₂₈₆₋₂₇₂ - 2850 to -2150 (inflection).

Page 2235. In column 2, lines 16 and 17, -6450 and -47,000 should read +6450 and +47,000.—WILLIAM I. TAYLOR.

Dwight R. Robinson and William P. Jencks: The Effect of Concentrated Salt Solutions on the Activity Coefficient of Acetyltetraglycine Ethyl Ester.

Page 2478. In Table VIII, the third ion listed should be Cl₃-CCOO⁻, not (CH₃)₃CCOO⁻.—WILLIAM P. JENCKS.

B. J. Herold, A. F. Neiva Correia, and J. dos Santos Veiga: Electron Paramagnetic Resonance Studies on Chelation of Alkali Cations by the *o*-Dimesitylbenzene Radical Anion.